

# Voices of children and young people in out-of-home care: what are they saying?

Nicole Hunter

Child Welfare and Prisoner Health Unit, AIHW

Child Aware Approaches Conference, Brisbane, 15–16 May 2017



## The views of children and young people in out-of-home care

*Overview of indicator results from a pilot national survey*

2015

### Summary

This bulletin provides an overview of results from a 2015 national pilot data collection on the views of children and young people in out-of-home care. It presents new data for eight indicators under the *National Standards for Out-of-Home Care*, allowing reporting against these indicators for the first time.

Data are presented on 2,083 children aged 8–17 who were under the care of the Minister or Chief Executive in the eight states and territories. Jurisdictions collected these data as part of their local case management processes during the period from 1 February 2015 to 30 June 2015.

Key findings include:

- 91% of children reported feeling both safe and settled in their current placement
- 67% of children reported that they usually get to have a say in what happens to them, and people usually listen to what they say
- 87% of children reported that they received adequate support (from their carer or someone else) to participate in sport, community or cultural activities
- 94% of children reported feeling close to at least one family group: the people they live with now (co-resident family), family members they do not live with (non-co-resident family), or both
- 70% of children reported satisfaction with one or more types of contact (that is, visiting, talking or writing) with non-co-resident family

# Background

- National Standards for Out-of-Home Care
- 8 child-reported indicators
- Biennial national survey of children in care as part of state/territory case management processes

# Survey population

- In-scope children were:
  - aged 8-17
  - residing in out-of-home care (e.g. foster care)
  - under care arrangements ordered through the Children's Court and parental responsibility had been transferred to the Minister/Chief Executive
  - on a relevant court order for 3+ months.

# Survey methods

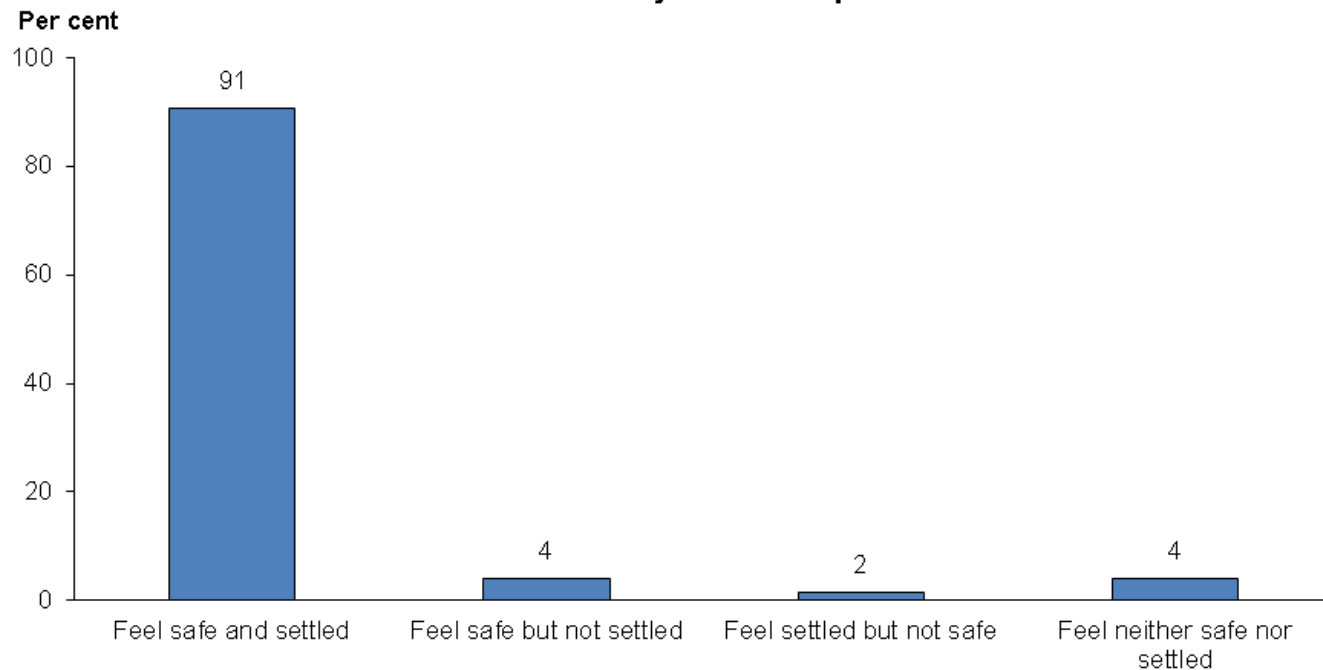
- Administered as part of local case management processes during 1 Feb – 30 June 2015
- Electronic survey administration tool
- Self-completed by child
- Participation was voluntary

# Survey respondents

- 2,083 children from 8 states/territories
- Characteristics:
  - 8-17 age range, over half were 10-14 (55%)
  - Similar males/females (52% and 48%)
  - 1 in 3 were Indigenous (34%)
  - 5 in 6 lived with foster carers (44%) or relatives/kin (40%)

# Indicator 1.3: Sense of security

Sense of security in current placement



## Indicator 1.3: Sense of security (cont'd)

- Common reasons for not feeling safe:
  - behaviour of other residents, such as bullying and fighting (38%)
  - feeling that the neighbourhood was unsafe (11%)
  - don't like it here (14%)
  - unsure/don't know/hard to explain (18%)

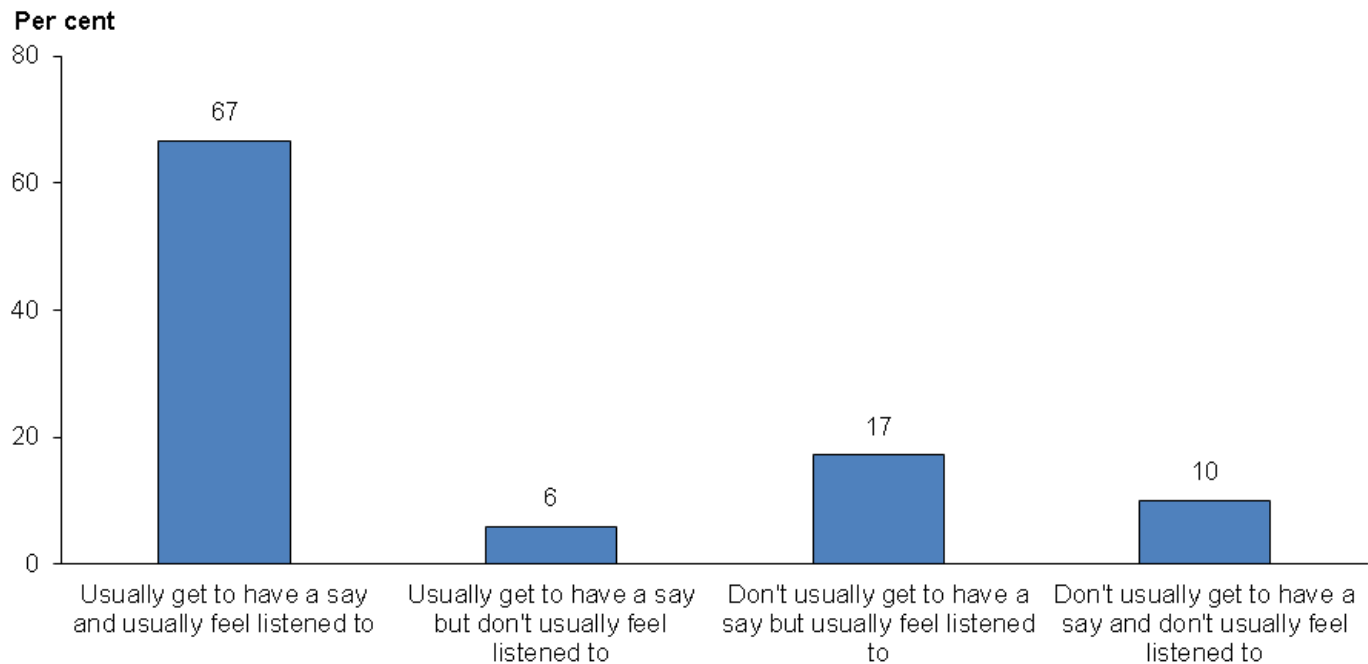


## Indicator 1.3: Sense of security (cont'd)

- Common reasons for not feeling settled:
  - behaviour of other residents, such as bullying and fighting (28%)
  - missing family or previous placement (18%)
  - feeling the rules were unfair or strict (10%)
  - don't like it here (28%)
  - unsure/don't know/hard to explain (15%)

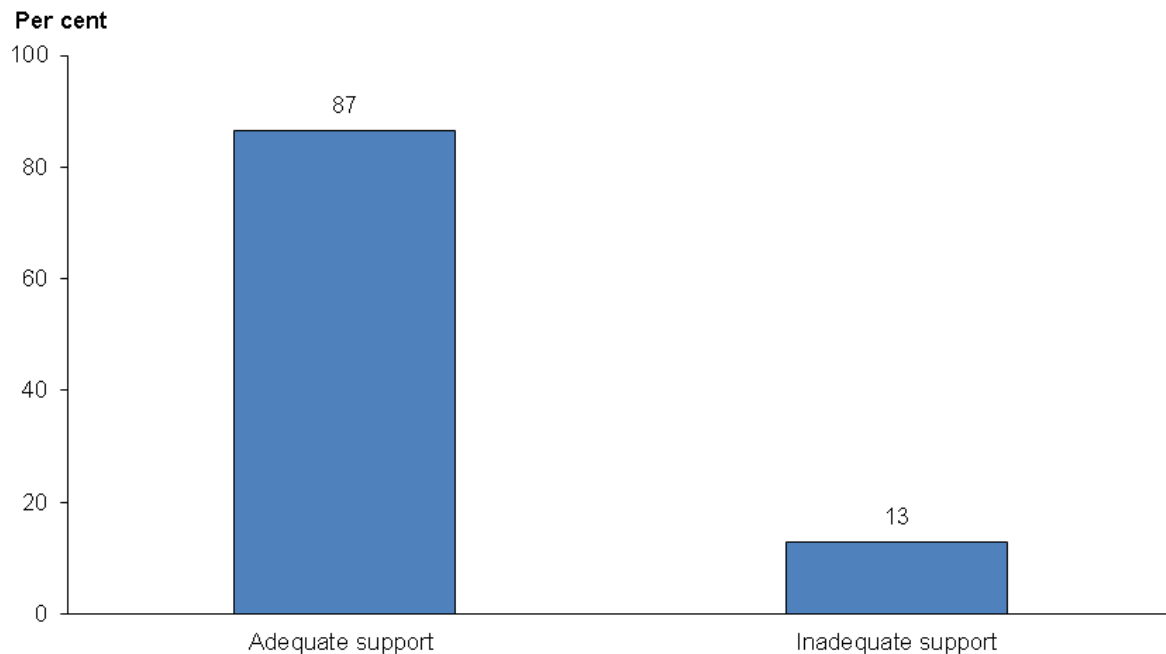
# Indicator 2.1: Participation

## Participation in decision making



# Indicator 8.1: Community activity

Perceived support to participate in community activities

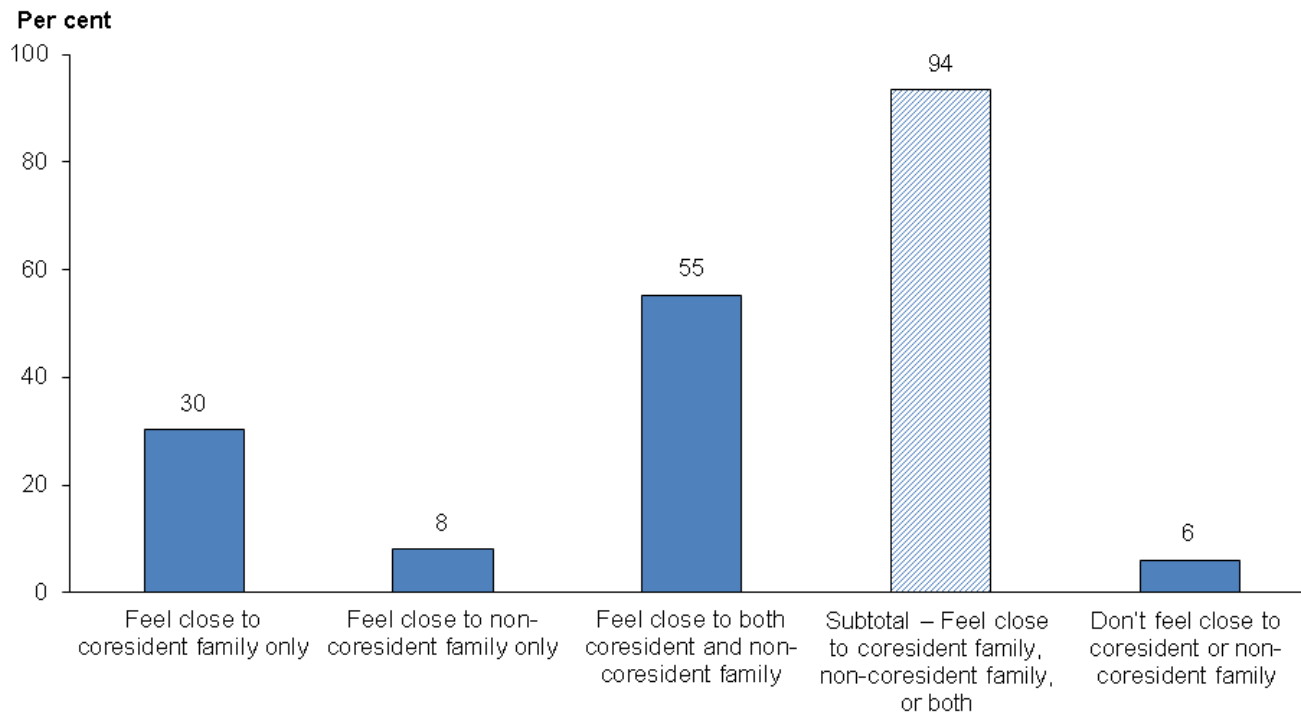


## Indicator 8.1: Community activity (cont'd)

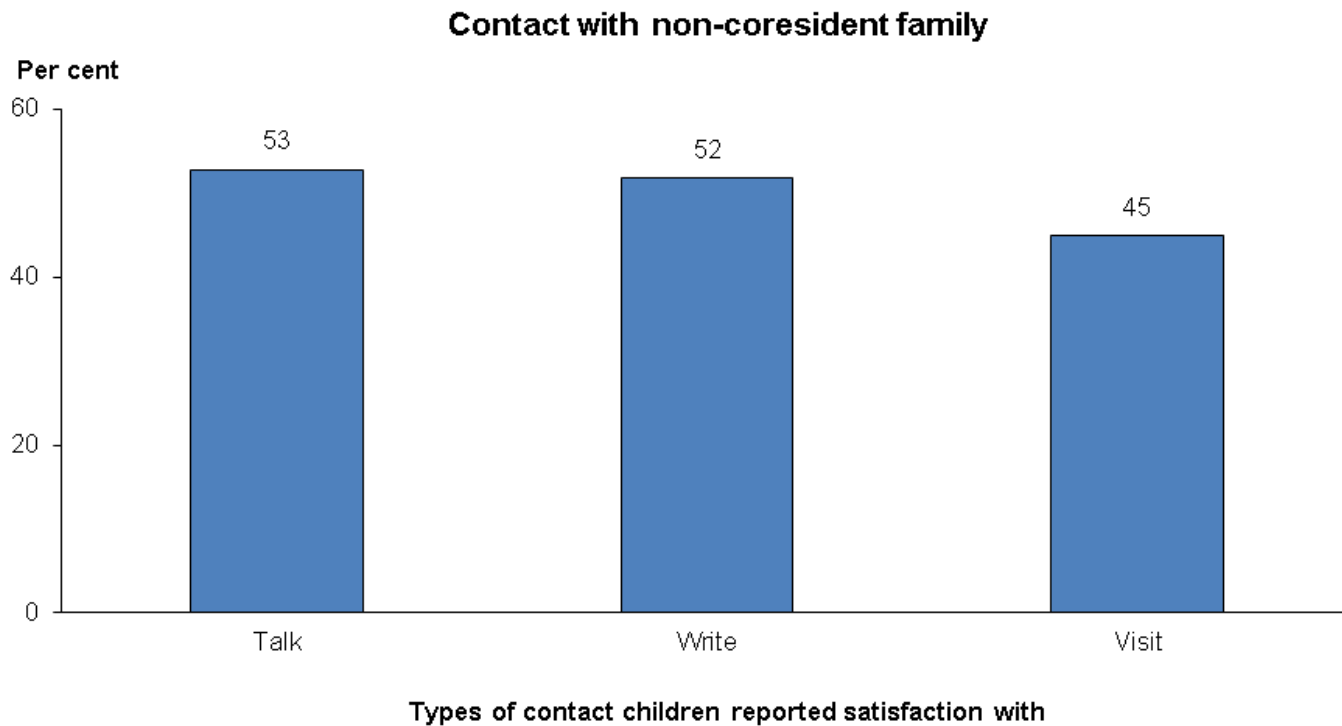
- Sports/hobbies/activities I would like to try:
  - sport, physical and outdoor activities, such as soccer and swimming (59%)
  - creative activities, such as art and music (10%)
  - community activities, such as youth groups and volunteering (2%).
- 36% reported they were already doing activities they liked and/or there wasn't anything specific they would like to try.

# Indicator 9.2: Family connection

## Connection with family

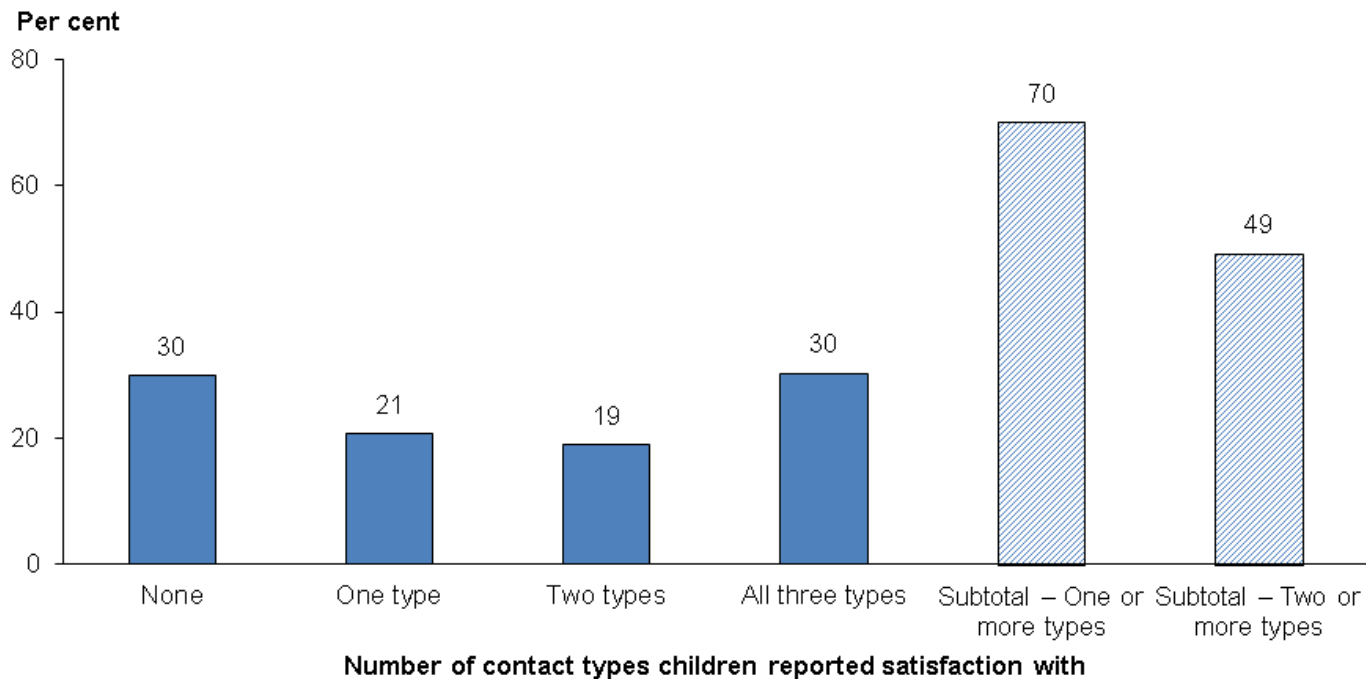


# Indicator 9.3: Family contact



# Indicator 9.3: Family contact (cont'd)

## Contact with non-coresident family



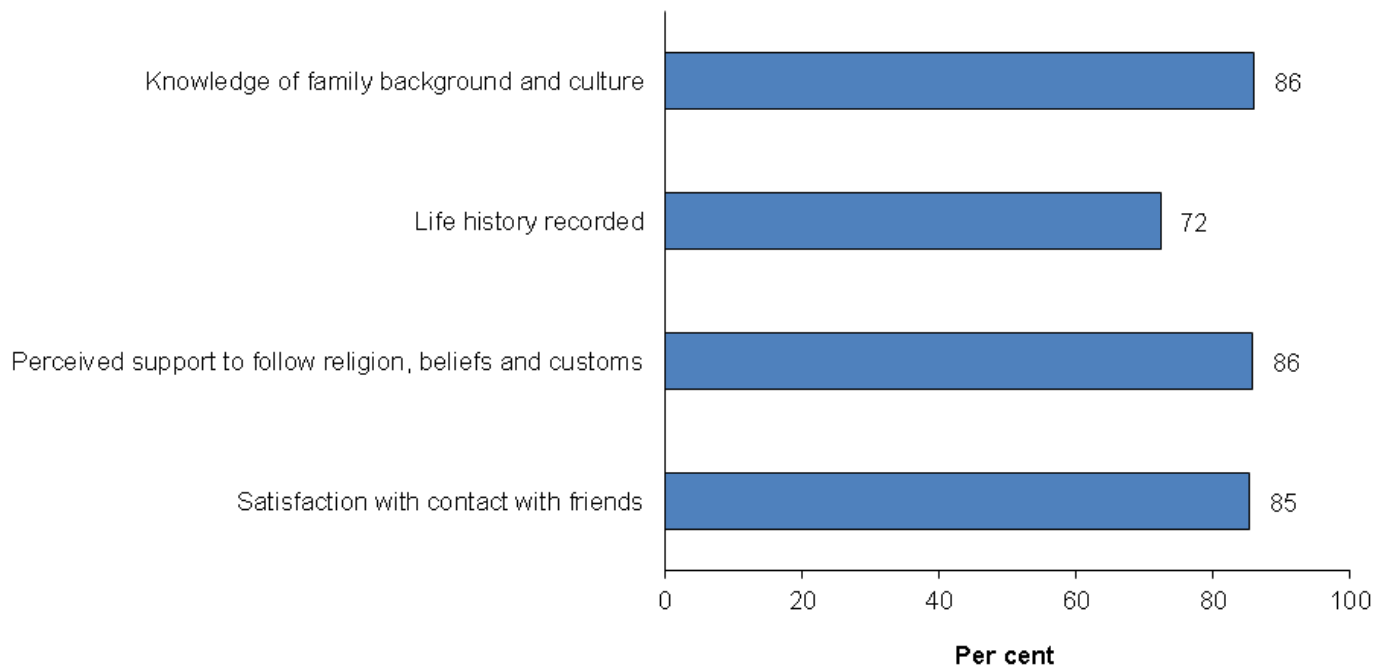
## Indicator 9.3: Family contact (cont'd)

- Requested changes to contact with family:
  - 50% indicated they did not want any changes and were happy with the current arrangements
  - more contact with particular family members (30%)
  - less/no contact with particular family members (3%)
  - specific arrangements, such as contact type and location (11%)
  - fewer hassles with contact (3%)

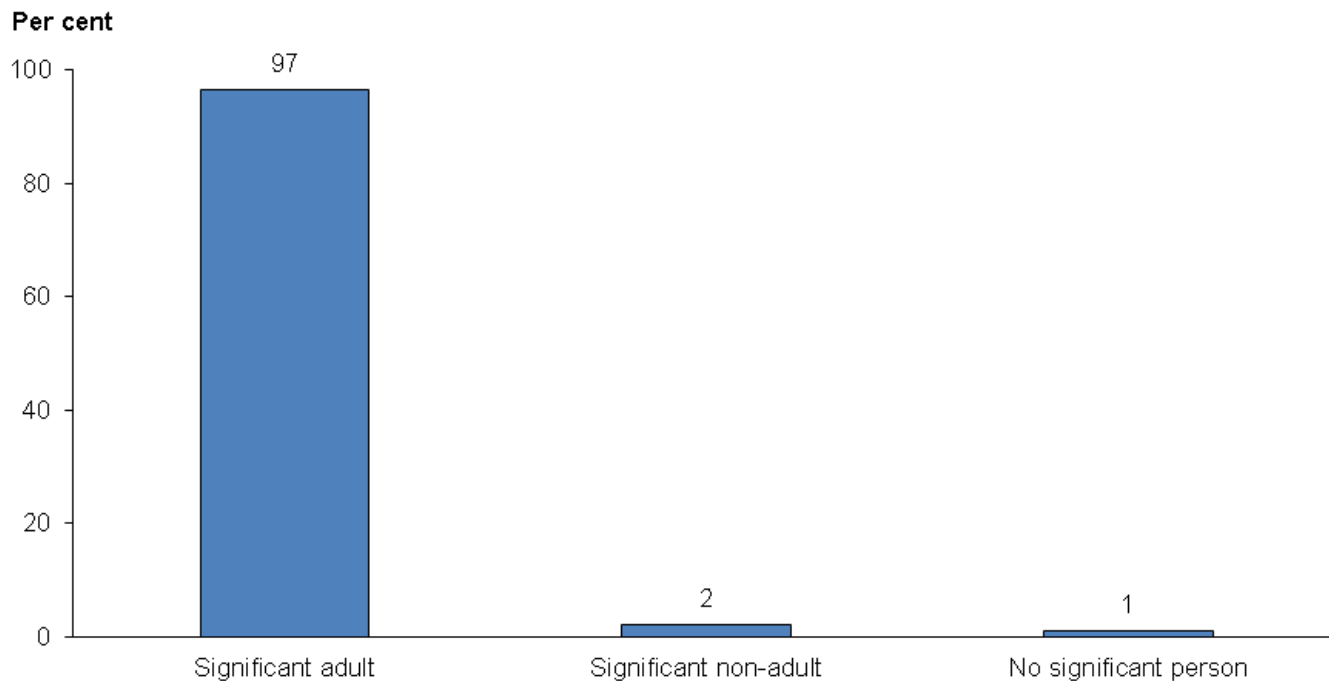


# Indicator 10.2: Sense of community

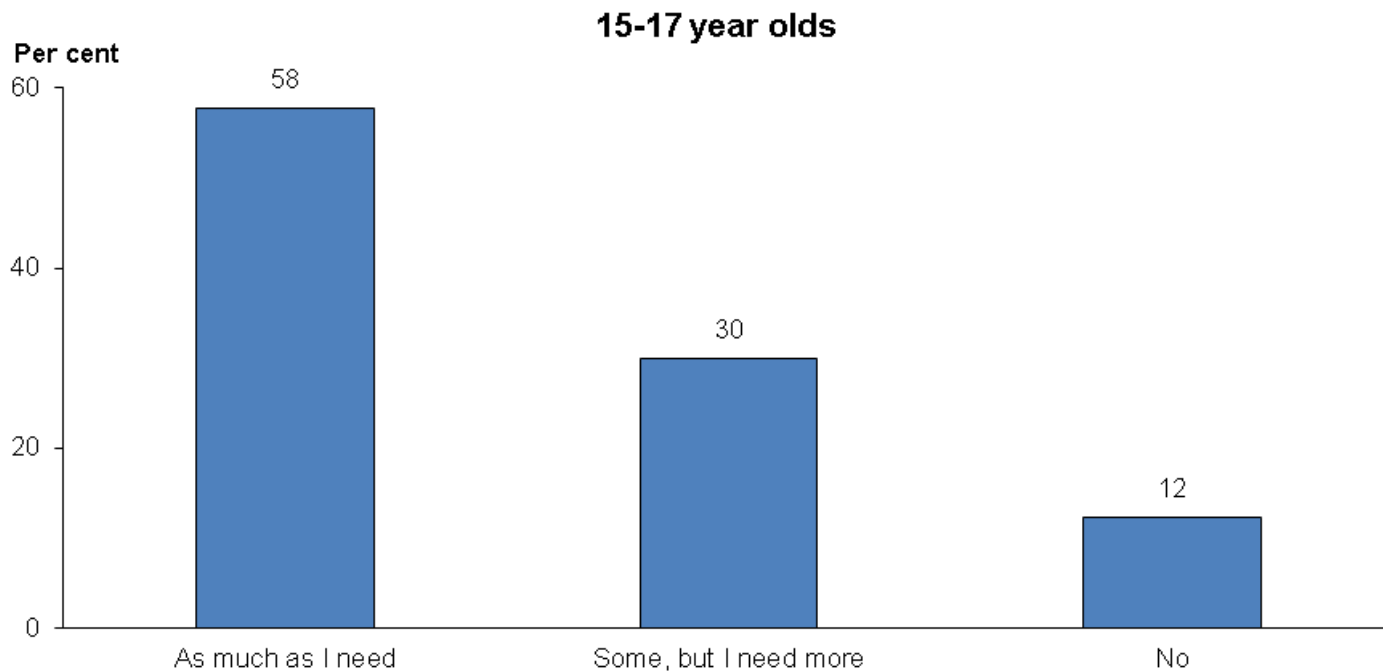
## Sense of identity and community



# Indicator 11.1: Significant person



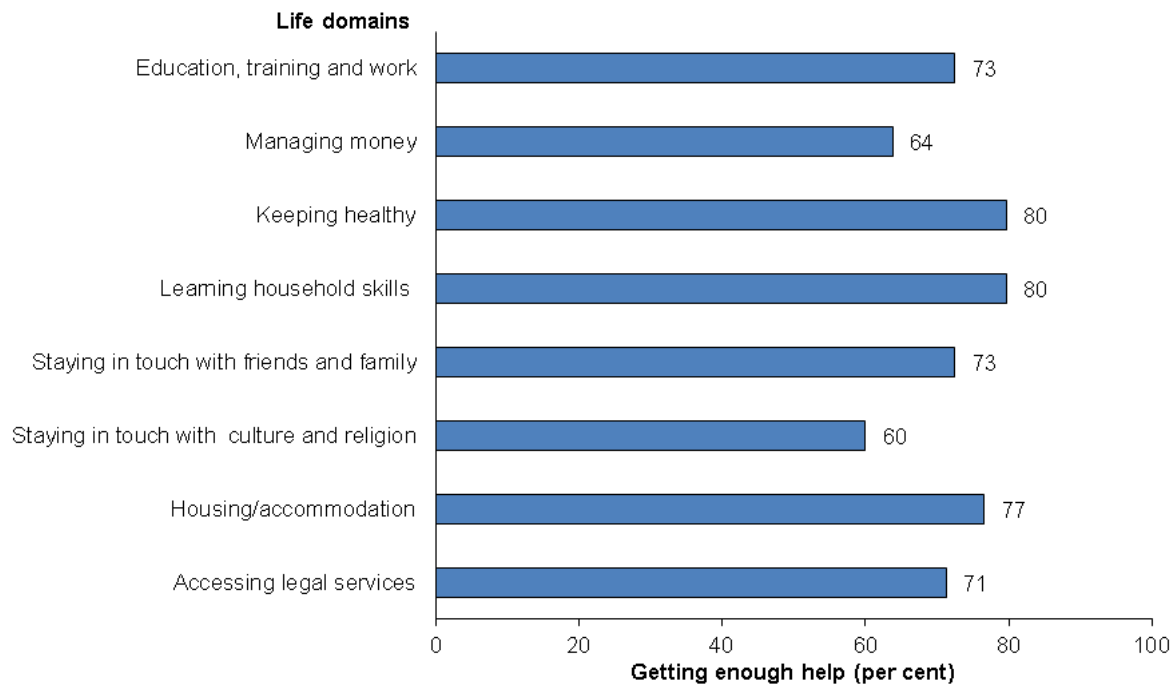
# Indicator 13.2: Leaving care



Getting enough help to make decisions about my future

# Indicator 13.2: Leaving care (cont'd)

15-17 year olds



www.aihw.gov.au



## The views of children and young people in out-of-home care

*Overview of indicator results from a pilot national survey*

2015

### Summary

This bulletin provides an overview of results from a 2015 national pilot data collection on the views of children and young people in out-of-home care. It presents new data for eight indicators under the *National Standards for Out-of-Home Care*, allowing reporting against these indicators for the first time.

Data are presented on 2,083 children aged 8–17 who were under the care of the Minister or Chief Executive in the eight states and territories. Jurisdictions collected these data as part of their local case management processes during the period from 1 February 2015 to 30 June 2015.

#### Key findings include:

- 91% of children reported feeling both safe and settled in their current placement
- 67% of children reported that they usually get to have a say in what happens to them, and people usually listen to what they say
- 87% of children reported that they received adequate support (from their carer or someone else) to participate in sport, community or cultural activities
- 94% of children reported feeling close to at least one family group: the people they live with now (coresident family), family members they do not live with (non-coresident family), or both
- 70% of children reported satisfaction with one or more types of contact (that is, visiting, talking or writing) with non-coresident family

# Next steps

- Second national survey is underway
  - Planning/development 2017
  - Data collection Jan-Jun 2018
  - Initial results end 2018